



# THE LONG ISLAND SCALE MODEL SOCIETY

# NEWSLETTER

---

VOLUME 15 NUMBER 12

December 2008

---

## Executive Board

President:	Robert DeMaio	(631)981-8201	<a href="mailto:taurleo@optonline.net">taurleo@optonline.net</a>
Vice President:	Henning Seidel		<a href="mailto:hseidel@optonline.net">hseidel@optonline.net</a>
Recording Secty:	Matt Stahl	(631)650-5919	<a href="mailto:mattstahl@optonline.net">mattstahl@optonline.net</a>
Treasurer:	Bernie Vogelman	(516)826-6570	<a href="mailto:grandsevens@verizon.com">grandsevens@verizon.com</a>
Editor:	Steve Muth	(561)671-9456	<a href="mailto:sgmuth@optonline.net">sgmuth@optonline.net</a>
Contest Chairman	Fred Seitz	(631)581-1990	<a href="mailto:seitzfjs3@gmail.com">seitzfjs3@gmail.com</a>
Contest Co-Chairman	Richie Marotta	(631)207-1979	<a href="mailto:richardmarotta@optonline.net">richardmarotta@optonline.net</a>
Website	John Musolino	(516)713-6388	<a href="mailto:lisms@juno.com">lisms@juno.com</a>

The **Newsletter** is published monthly by the LISMS.  
Mailing Address is 70 The Promenade, Glen Head, NY 11545  
The Long Island Scale Model Society is an IPMS chartered organization.  
LISMS Web site: [www.lisms.org](http://www.lisms.org)

---

## Club Stuff News!

We can always plan and expect a great turnout of us when we gather for model meetings or food. I am sorry to say that a few of our members couldn't make the function and hope they will make the next one. Both the model contest in November was a great success, and so was the delicious Pizza Party at Domenico's. I think Lou out-ate us with the most pieces. I'm going to manage him in the next National Pizza Eating Contest in 2009, and he doesn't gain weight! See the list of model winners within these newsletter pages.

In case you didn't hear, Revell has stopped their line of NASCAR models (See details in piece by Jim Boulukos – ed). Bad news for the Car builders. Maybe we can get them to build tanks without gloss paints and muddy exteriors!

Our two model displays at the Cradle of Aviation Museum are being well received and they want us to continue the relationship with ongoing displays. We will replace the Midway display with "The X-Planes" sometime in the spring of 2009. This may include Prototypes and Early Inventor Helicopters (maybe Nick will be up for a challenge on this one). A list will be on hand at the January meeting and you can always e-mail me with what you have already built and not have people repeating the models.

Before the year comes to a close, I want to wish all of you and your family a very Healthy and Happy Holiday Season! May all your gifts be filled with model hobby related items. I know mine is; I peaked.

Relax and Build a model,  
Bob

# November Contest Results

## Aircraft

### AC-1 1/72 & Smaller – Intermediate

1<sup>st</sup> Bristol Blenheim Sal Piccatagio  
2<sup>nd</sup> P-38 Lightning Tim Kelly

### AC-1 1/72 & Smaller – Advanced

1<sup>st</sup> Sopwith Camel Henning Seidel  
2<sup>nd</sup> Fokker E.III Al Kuhn  
3<sup>rd</sup> Boeing 367-80 Duane York

### AC-2 1/71 to 1/48 – Advanced

1<sup>st</sup> P-47 Thunderbolt Fred Seitz  
2<sup>nd</sup> I-16 Rata Jim Boulukos  
3<sup>rd</sup> Fw 190D-9 Long Nose Bob DeMaio

### AC-3 Larger Than 1/48 – Advanced

1<sup>st</sup> Fw 190A-6 Fred Seitz  
2<sup>nd</sup> Me 262A-1a Bob DeMaio

### AC-4 Vac-forms, Scratch Built & Major Conversions

1<sup>st</sup> XF9F-9 Duane York  
2<sup>nd</sup> Ki-56 Thalia Ray O'Neill

## Automotive

### A-L Larger Than 1/43 – Intermediate

1<sup>st</sup> 1970 Chevelle Marshal Voizard

### A-S 1/43 and smaller – Advanced

1<sup>st</sup> Russian Field Car Jim Boulukos

### A-L Larger than 1/43 - Advanced

1<sup>st</sup> Nissan Z Jim Boulukos  
2<sup>nd</sup> Jordan F.1 Rich Caserma

## Armor

### AR-L 1/48 and Larger – Intermediate

1<sup>st</sup> British Tank Challenger Marshal Voizard

### AR-S less than 1/48 – Advanced

1<sup>st</sup> Mk IV WWI Tank Henning Seidel  
2<sup>nd</sup> M2A2 Bradley Joe Yeager

### AR-L 1/48 and Larger – Advanced

1<sup>st</sup> Tiger I (Late) Robert Riveizzo  
2<sup>nd</sup> "Tobruk" ½ Track Joe Yeager  
3<sup>rd</sup> T-34/76 Bob DeMaio

## Figures

### All Scales - Advanced

1<sup>st</sup> 82<sup>nd</sup> Airborne Desert Storm Joe Jeager

## Ships

### All Scales – Intermediate

1<sup>st</sup> IJN Kirishima Doug Tantillo

### All Scales – Advanced

1<sup>st</sup> SLC Maile Submarine Jim Boulukos

## Misc.

### All Scales – Intermediate

1<sup>st</sup> French SE 100 Ray O'Neill

### All Scales – Advanced

1<sup>st</sup> Wonder Weapons of the 3<sup>rd</sup> Reich Steve Muth  
2<sup>nd</sup> Guillotine Jim Boulukos

# In-The –Box Kit Review (Rare Kit) By Steve Muth

1/48 SNECMA C-450 Coleoptere, Heller/Tsukuda # 1400 -



Originally produced by Heller, the C-450 Coleoptere was later boxed by Tsukuda with Heller in Japan. Some how, lost in the depths of time, I happened to acquire one knowing at the time I would review it here in the pages of the Newsletter. Funny how these things come to pass. Anyway – the kit is typical of some of the

early plastic model kits in that there is no cockpit and only 40 parts. There is a little flash, several sink holes and a few unobtrusive injection pegs. The clear parts are good for the era but not up to today's clarity. They are not packaged separately. The parts are bagged in three bags but most of the major parts are off the sprues and free to rattle around in the bags. The instructions are of the exploded view of each sub assembly type and are clearly presented. The limited text is in Japanese but it really doesn't matter. There is a reasonably comprehensive decal sheet with decent registration. There are no painting instructions that I can find. If there are, they are in Japanese. This is not really a problem as the aircraft is natural metal except for the trim and national insignia and other markings provided in the decals.

First flown in May of 1959, the "Beetle", as it was known, was cancelled two months later in July 1959 after it crashed injuring the pilot. Apparently there were quite severe problems with the gyroscopic affects from the rotating mass of the turbine and lags in the lateral control of the craft in the transition from horizontal flight to the vertical during landing. It is also said that after the crash the company was unable to get any other test pilot to attempt to fly it. Don't forget they did not have the sophisticated ejection seats or flight controls that exist today and spool up times for the engine were more pronounced. As an added negative, the annular wing would probably be a big problem in supersonic flight.

If successful it would have been cool to see them flying. Imagine a squadron of them going over and coming in to land!

There is not much out there on aircraft details such as cockpit and landing gear. This is probably due to the very short life of the craft (two months). There might be more out there in the French press but I was unable to find very much.

Compared to today's kits this kit is rather crude but it looks like the outline is reasonable and the rivet detail is not overdone. The subject is great and there is little chance of a Coleopter being kitted again, particularly in 1/48. If you can get one at a reasonable price I would pick it up just for its uniqueness.

A neat grouping would be the C-450-01, XVF-1, XYF-1, X-13 and a Harrier!  
Recommended, if you are into quirky airplanes.

---


## Book Review by Steve Muth

**"Northrop's Night Hunter P-61 Black Widow"** by Jeff Kolln, Specialty Press, 2009, \$24.00, HC, 116 pages, many B&W and color photos – 14 period color photos, 28 color profiles, individual aircraft histories (54 pages), a chronology, survivors history, many cockpit and detail photos and sketches.

What a book! If you are interested in the P-61 or night fighters in general you should not be without this book! Printed on good quality paper with excellent photo reproduction it is also

very readable. It was obviously a labor of love over a long period of time.



It covers all the variants and their use in the zone of the interior, Europe, CBI, Pacific, Navy and Marine use and NASA. There are even a few photos of the P-70 interim night fighter and the natural metal XP-61 before it was painted. There is a lot of coverage of the P-61E and F-15A with the bubble canopy, including good cockpit photos. Aaaaand, there are nose art photos galore. I was particularly taken by the dust jacket color photo of a P-61B with the serial no. in the standard red



and the buzz number on the fuselage in yellow!

All in all, an excellent book and at a very reasonable price! Highly recommended.

## Aotake Primer Color on The A6M5 by Steve Muth



At a recent meeting there was some discussion regarding the actual color of the Aotake primer used on Japanese aircraft. In 1976 and 1979 I was fortunate to be able to photograph the A6M5 in the Imperial War Museum in London, UK. My equipment wasn't too good and my skills even worse but I did get some useful photographs. By now though, their quality has degraded by age and the slides are considerably darker than I remember. Anyway, here are two that show the use of Aotake in the wings and wheel well. None of the other slides were salvageable.

Now, what can we glean from these photographs? Well, for one the application was not uniform in thickness or application. The photo at the top, looking at the left root rib

shows that the primer was applied heavily or darker on

the inner plate and lighter or thinner on the rib itself. At any rate, it is not uniform in appearance. The photograph below it is of the right root rib. The rib itself has no primer visible (don't forget, the aircraft was 30 years old by this time) but the inner plates are definitely coated. The color, in this case being a bright light blue, much like the dye or wash applied to sheet aluminum in this country to make scribe lines more visible. The color shown here is as I remember it. It appeared to be translucent dye that allowed the base metal to show through. It



was not an aluminized opaque paint.

The photograph below shows part of the wheel well. (It was difficult to get good shots because of the barrier). It is sufficient, however, to allow us to see that it is natural aluminum. It is also apparent that the undersurface of the wing is brown as was the fuselage topside. As I remember it the

paint appeared to have been brushed on. Although not visible here the main landing gear strut and fork are flat black.

This then is my small contribution to the controversy regarding Aotake primer.

For those of you without a computer and just have this printed copy of the newsletter – sorry.

---

## Book Review by Steve Muth

**Bell XFL-1 Airabonita, Naval Fighters Number 81, by Tommy Thomason, Published by Steve Ginter, 2008, SC, 56 pages plus wrap, ~\$15.00**



I can't say I ever expected to see a book on the Airabonita but if anyone would do it Steve Ginter would and did. There is not much out there on this aircraft so this book fills a long vacant need.

To start with, there are three nice clear color photographs on the front and rear covers. Inside, the first sixteen pages are devoted to building a case for the navy's preference for radial engines and what their thinking was that led them to contract for not only an inline engine fighter but such an unorthodox one at that. After that discourse the book gets down to the XFL-1. The treatment is typical Ginter (a good thing) with many clear factory or Navy photographs covering the landing gear, landing gear wells, cockpit, wing bomb bays (for anti-aircraft bombing)

tail hook, engine, gun bay and various other internal details. There are plenty of all aspect portrait photographs and a two page spread of 1/48 four view drawings.

All in all an excellent value for about \$15.00. Not only that, it is the only game in town. Highly recommended if you have any interest in navy aircraft or unusual aircraft. You can't go wrong.

# IA 58 Pucara Photos Part 4 Conclusion by Steve Muth

This month we are showing some general views of the aircraft.



The photo on the left shows the front of the aircraft with the nose cone removed. The interior airframe is painted aluminum with black electrical devices and connectors. The photo on the right shows the left engine with the top service panel up revealing the interior to be gray while the engine bearers to be silver. The colors on the nacelle agree with my memory.

---

## Calendar

Show Calendar Listing – See Bob DeMaio for more details

Date	Event	Location	Day	
Jan. 18, 2009	PSMA Figure Show	??	Sun	
March 29, 2009	Wings & Wheels IPMS Valleycon 19	Chicopee, MA	Sun	List
Sept 2009 ??	IPMS Stratford	Stratford, CT	Sat	
Sept. 26, 2009	AMPS East 2009	Danbury, CT	Sat	
Oct. (18) ??	Kohler-Kon Collectibles Show	Long Island City, NY	Sat	
March 28, 2009	RepLIcon 24	Farmingdale, NY	Sat	List
Nov. 16, 2009 ??	LIHMA	Farmingdale, NY	Sat	
April 24-25, 2009	IPMS Region 1 Noreastcon	Buffalo, NY	Fri-Sat	List
April 24-25, 2009	MFCA Show & Mart	Wilmington, DE	Fri-Sat	
June 5-6, 2009	W. Virginia Mego Meet	Wheeling, WV	Fri-Sat	
June 26-27, 2009	Marx Toy & Train Collections Nats	Wheeling, WV	Fri-Sat	
April 26, 2009	Gettysburg Toy Soldier Show	Gettysburg, PA	Sun	
April 5, 2009	BuffCon 26	Buffalo, NY	Sat	List

---

## For You Car Guys

From Jim Boulukos – From Revell's own web site.

December 8, 2008

To our Loyal Customers:

Over the years we have been pleased to provide you with the finest NASCAR plastic model kits featuring the most popular drivers. Regrettably however, over the past several years we have faced increased licensing costs that are greater than our increase in sales. Despite

our best efforts to secure reasonable licensing terms for NASCAR model kits in general, and The Car of Tomorrow in particular, we have been unable to develop a program that allows us to market the product at a viable price point. Consequently, we will not be issuing a kit on the Car of Tomorrow and, in fact, will be exiting the NASCAR business altogether. We will discontinue all sales of NASCAR plastic kits by February 28, 2009.

This has been an extremely difficult decision to make as we are fully aware of the avid fan base of NASCAR model kit builders and truly appreciate your support over the years. We trust you will find other model kits in our line that will be of interest and that will provide you with the model building enjoyment you desire.

Please note that we still have inventory of selected models as shown below. Check with your favorite dealer to see if they are carrying any of the items. If they are out of stock, they can obtain these items for you very quickly through their distributor.

- 85 2029 0 0012 #20 Home Depot Monte Carlo ('04)
- 85 2030 0 0012 #48 Lowes Monte Carlo ('06)
- 85 2075 0 0012 #DuPont Monte Carlo ('07)
- 85 2078 0 0012 #20 Home Depot Monte Carlo ('04)
- 85 4206 0 0012 #11 FedEx Denny Hamlin

---

## SUPPORT YOUR LOCAL HOBBY SHOP

The following Hobby Shops have supported us and are supporting us by paying for ad space here and on our web. Some have also donated raffle prizes for our meetings and our annual RepLIcon. **We owe it to them to patronize their store** even if we could buy the item for a slightly lower price mail order or on the web. And don't forget to mention that you are a member of the LISMS and appreciate his or her support. Everybody likes a thank you.

Depending upon the size of your purchase, these shops have agreed to provide a possible 10% or more discount if you have our membership card.

**Alsand's Toy Soldiers Plus**, Alan & Sandy, 84 Long Island Ave., **Dear Park**, NY 11729, (631)254-2650, [www.alsandmdseco.com](http://www.alsandmdseco.com) – Collectibles, Action Figures, Miniature Toy Soldiers, Models, etc.

**Baseline Model Inc.**, Don, 250 Little East Neck Rd., **West Babylon**, NY 11704, (631)376-0060, Military Model Specialist, old and new kits bought and sold. Retail and Mail Orders. Closed Mondays.

**Get It On Paper**, Gary Weickert, 185 Maple St., **Islip**, NY 11751, (631)581-3897, open every Saturday noon to 5 PM. – Vintage Toys & Model Kits, Automobilia & auto Literature. Model kits wanted.

**Gold Coast Hobby**, Charles Gonder, 8 railroad Ave, **Glen Head**, NY 11545, (516)759-9094, [www.GoldCoastHobby.com](http://www.GoldCoastHobby.com) – Planes, Boats, Cars & Armor. A full line hobby shop dedicated to customer service.

**Men-At-Arms Hobbies**, James Katona, 134 Middle Country Rd. (Rt. 25), **Middle Island**, NY (631)924-0583– Excellent selection of lead miniatures-Historical and Fantasy. Plastic Models, War games & Modeling supplies. Books and Magazines.

**Hurricane Hobbies**, Terry and Russel, 2425 Middle Country Rd., **Centereach**, NY 11720, (631)737-3157 – For All Your Hobby Needs.

**The Marx-Man**, John Stengel, (718)418-9439 – We carry an array of toy soldiers in plastic and metal, from HO to 54 mm/60 mm. Die cast vehicles and Dragon action figures.



**The Long Island Scale Model Society  
C/O Steve Muth  
70 The Promenade  
Glen Head, NY 11545**

**TO:**

**There will be no meeting in December. Instead we  
had our annual Holiday Party on December 9<sup>th</sup> at  
Domenico's.**

**Regular meetings will resume in January.**