



THE LONG ISLAND SCALE MODEL SOCIETY

NEWSLETTER

VOLUME 15 NUMBER 2

February 2008

Executive Board

President:	Howie Belkin	(631)849-2118	hab69@aol.com
Vice President:	Henning Seidel		hseidel@optonline.net
Corresp'ndng Secty:	Fred Seitz	(631)581-1990	seitzfjs3@gmail.com
Recording Secty:	Matt Stahl	(631)650-5919	matt@rexwyon.com
Treasurer:	Bernie Vogelman	(516)826-6570	grandsevens@verizon.com
Editor:	Steve Muth	(561)671-9456	sgmuth@optonline.net
Contest Chairman	Fred Seitz	(631)581-1990	seitzfjs3@gmail.com
Contest Co-Chair	Richie Marotta	(631)207-1979	richardmarotta@optonline.net
Website	John Musolino	(516)713-6388	lisms@juno.com

The **Newsletter** is published monthly by the LISMS.
Mailing Address is 70 The Promenade, Glen Head, NY 11545
The Long Island Scale Model Society is an IPMS chartered organization.
LISMS Web site: [HTTP://longislandscalemodel.tripod.com](http://longislandscalemodel.tripod.com)

The Prez Sez - Howie Belkin

This month's meeting, Tues February 26 begins 8pm at the **Yours Ours Mine Community Ctr**, 152 Center Ln, Levittown, NY 11756. We're meeting every 4th Tues, the same type meetings as before with Show & Tell, raffle, coffee & donuts, Iraq donations until further notice. We're taking nominations for March's election & collecting dues. We're open to suggestions as to what clinics, speakers etc to have this year and I would say it's a safe bet we'll finally have an airbrush clinic.

This month we're going to let you have your coffee and donut(s) and eat it too - at your seats - as long as you cleanup after yourself. If we leave the place as clean as when we came in, we'll be able to enjoy that benefit. We have the place until 10pm if we want, and you can leave whenever you wish. Before the meeting begins, when we have our break for coffee and later after the meeting has concluded are opportunities for you to meet and greet your friends. After the formal coffee break we resume the meeting with our planned program which includes the Show and Tell and by 9:30, announcing our nights raffle winner(s). Since we will have a lot of tables bring in one or more of your favorite models, even if we've seen it before, even if you choose not to talk about it.

We will also have a Parts Swap night. I'm going to talk about an interesting idea to obtain free, tiny parts to super detail your models. **Bernie, Henning, Bob, Richie Marotta** will also either talk about or show off their sources for detail parts and **you're invited** to bring in spare parts to show and tell - or swap with someone. Remember, somebody's treasure is your garbage, or something like that.

We will also begin paying you with RepLIcon raffle tickets for your contributions to the club and show. For example we asked you to take some of your time on the computer - just a

little of it – to go to a forum, hobby magazine or website and talk up RepLlcon or post it on their events calendar. Or go to your local VFW yadda yadda and post our flyer (our flyer, vendor forms, PR blurbs – everything is on our website – way to go **John!**) We still want you to do so and tell us (e-mail it to **Bob** for the DB, his e-mail address is taurleo@optonline.net) any contact info you developed in the process so we can do this very easily next year. Please go back to the website to confirm that the show has been listed. Every year vendors cry that we haven't publicized the show, regardless whether that's true or not. This year forward I want to be able to show them a good sized list spelling out exactly what we did do. And you can reap as many raffle tickets as you want and take home a large share of those great raffle prizes from RepLlcon. If you take some initiative, let me know **before you proceed** so you're not duplicating someone else's effort or working at odds with us.

Why, you wonder? Are we in dire straights? Au contraire mon amis! As I write we've just about matched last year's sold out vendor table sales and we have 5 weeks to go. We have more supporters than ever before. We've run ads, we're listed in major hobby media, we've been written up with a significant blurb in Mil. Mod. UK magazine (thanks **Steve**), and it looks like *Newsday* will do a feature article about modeling that will publish before, and mention, our show. If they do, it will be the cherry on the cake and you can expect at least double the size audience we had last year. Our efforts have paid off like never before. In addition to the usual suspects, **Ed Sexton** of MRC, formerly with decades at Revell Monogram, will be at RepLlcon. Now you can have the opportunity to talk to one of the industry makers/shakers, thank him for the good, ask him why they had some bad, and ask him to avoid the ugly!

I'm asking you for your assistance so that we can finally have a media database, to ease the process for now on. If we were to have any publicity in say, the Anton newspaper group (they publish a paper in a dozen communities), "somebody" who lives in one of their areas has to contact them, and if he does, they may be very cooperative publicizing the show (and later, the club).

For those who cry the hobby is dying, yadda, I say ***you're*** pulling the trigger by doing nothing. How do you expect the club or show to stay at its current level, much less grow, if we don't do anything to make it so? Seems to me every Sunday, churches ring their bells. Even ***they*** know they have to advertise. When a store keeper wonders what happened to his customers, I ask when did he last seriously advertise or market his business and use that four letter word: S A L E? Same for an organization like ours. Other shows and model clubs are growing. We did well last year. The IPMS Nationals continues to draw over 2,000 models. If we do the bare minimum to get the word out, we'll have bare minimum results. So lend a hand, let us know about it, be rewarded with tickets and everybody's a winner!

BTW elsewhere we list the results of the Feb Cauci's first round of nominations; and may I also mention **Richie Marotta** has stepped up to be the club Assistant Contest Chairman, to work with **Freddie**. The next club contest is March 25th.

You belong to IPMS, right? Then you've seen **Matt's** article about our museum displays!

One more call: anyone want to share a ride to the AMPS show April 10-12, NorEastcon IPMS Region I show April 25-26 or the IPMS Nationals Aug 6-9th? Let me (**Howie**) know.

Bring a model, some spare parts, or a story of how you get your spare parts – to the meeting Feb 26!



Kit Review

Kit Review – Italeri's S.L.C. 200 "Maiale", Scale 1/35, MSRP \$33.00

By Jim Boulukos

The Second World War saw some very weird weapons introduced – midget submarines to be one of many, were used

throughout the war. The Japanese had two man submarines, one of which was destroyed on December 7, 1941 by the USS Ward. At the end of the war, they had a submarine so big that it carried three seaplanes. The plan was to sail to South America with the planes inside the hull. Once off the coast, assemble the planes then fly to the Panama Canal and bomb the locks. This didn't work out since the war ended with the submarine en route (to the canal).

The Italians had a different approach, basically using a vessel which was a torpedo with human guidance. In 1935 the Italians began seeking a way to clandestinely attack enemy shipping using what they termed a "slow running torpedo". The S.L.C. was carried on the back of a "mother" submarine and released when close enough to reach its target on its own at an underwater speed of three knots. The two man crew did not have modern-style SCUBA tanks and had to use a rebreather device. These were less sophisticated than SCUBA in some ways, but did have the advantage that they left no trail of air bubbles to give away the swimmers.

Armed with a standard torpedo warhead, the S.L.C. was used to manually bring a warhead next to its victim at a very slow speed while the victim was moored. The crew of two men would attach the warhead underneath the anti-roll bilge keel of the victim and set the timers, and then leave the area before the big bang. During the Second World War, the SLC damaged or sank 16 ships overall, including the two English battleships HMS Valiant and HMS Queen Elizabeth, for approx. 200,000 gross tonnage.

The history lesson is over, so on to the kit review.

The kit comes in a kind of flimsy end opening type box with 68 parts. Some 47 parts are in plastic, 20 more on one sheet of etched brass, one decal sheet and one small clear sheet. The kit provides two figures, a five piece wooden frame stand, separate artwork print attached to the box and a book on its subject. Aside from a couple of Revell kits, this is unique to Italeri who has been done this in several of their 2007 year model releases. This will save you a few bucks in research material.

The kit may be used to produce either a single-warhead "standard" model or a later double -warhead version; a set of extension parts is provided to increase the length of the S.L.C. The warheads are separate pieces so no cutting is involved.

The kit build is very simple and quick, I built this over the course of one day. The main components are the torpedo hull, the seats and controls, and the air cables for pressure adjustment. The instrument faces are provided by decals and there is a section of clear styrene to create the waterproof covering for the instrument panel with an etched brass frame.

Most of the rest of the assembly is pretty straightforward - seats, combings, component boxes go together one, two three. But the propeller and most of the other steering assembly are etched brass and very tricky to fit. There is a brass guard around the propeller blades, which Italeri provides as a single piece. It consists of a ring and four cone sections which have to all fit together, so the last two steps will take some time and skill. I heated the brass prop guard part over the kitchen burner using low heat several times and formed it around the plastic former provided in the kit. The only thing not provided is thin wire or thread for the control cables running to the rudder/elevating planes controls. I just used some 2 pound test fishing line and CA glue.

A small decal sheet provides for the instruments and the hull number 227 markings. Painting directions are just the color "black" seems to be the main one used for the basic reason that stealth at night was the goal.

Overall this is a very nice unique model, and is rather expensive. But, what isn't today? This was a quick build with only a few hours invested and no weathering since they were usually used once. I paid \$29.00 at Men at Arms Hobbies, which is four dollars off list price. The good news is that the fit of the S.L.C. is several notches above the Italeri 1/35 scale PT 596 boat which goes for \$150.00 list.

Of course, once I completed the build, I found a great web site and a missing book called "Suicide Squads" by Richard O'Neill in an old box in the basement. It's a good book that covers the Japanese, Italians, Germans and British WWII fighting men who had a one way mission. Isn't this always the case?

In The Box Kit Review

La-5FN, 1/48, Zvezda #4801, ~\$40.00 by Steve Muth



I am constantly amazed at the molding state-of-the-art on model kits these days! What an improvement from just several years ago. This kit, I think, sets a high standard for high quality molding. There is no flash or sink marks. The engraved panel and fastener lines are petite – not too deep as to look bad and not too light to get lost in the painting. The depth of recesses in the wheels rivals that of after market resin

wheels. This kit is fully up to if not better than Tamiya.

There is full cockpit and wheel well detail (without P.E.) and the molding of the detail (landing gear struts, cockpit details, tail wheel struts etc) is very petite. The engine and engine mounts are a kit unto themselves. In addition, the cowl and upper fuselage gun bay are removable so all that detail can be exposed and shown. All the control surfaces and leading edge slats are separate parts. Even the landing gear doors are fully detailed.

The only other La-5 kit in 1/48, that I know of, is the old (1991) Hobbycraft kit and this one is far superior.

The decal sheet is for three aircraft and has good registration. The box is very sturdy and the art work very nice. The instruction sheet is typical, exploded view with very little actual instructional words. The only (small) criticism is the color call outs in the instructions. It calls out “steel” for some of the fuselage camouflage. The box art appears correct though. It must be a translation thing or simple error.

All in all a great kit and a worthy subject. Much better than another 109 or Phantom.

January Quiz

Nobody guessed what the plane was so there will not be any ‘Atta Boys’ given out this month.

It was/is the XP-91 at the National Museum of the USAF outside of Dayton, Ohio. Keep tuned for more opportunities.

Calendar

February 26th, 2008, Meeting – Parts swap night – **YOU** are invited to bring in Spare Parts you're willing to sell or trade. Spare parts clinic by Howie, Henning, Richie and YOU are invited to show and tell us how/where you get spare parts for your models. Also bring in one or more of your favorite models to display. And there will be raffles, nominations, RepLIcon discussions and dues are due.

March 25th, 2008, Meeting, Club Contest – Extra theme is "Best LI" or "Best Desert Storm" entry plus anything else you bring in. Dues, nominations, election, last RepLIcon discussion.

March 29th, 2008, RepLIcon XXIII, LISMS, at the Freeport Recreation Center, 130 East Merrick Rd., Freeport, L.I. NY. Contact Bob DeMaio for vendor info taurleo@optonline.net, 631 981-8201, Howie re contest hab69@aol.com or [HTTP://longislandscalemodel.tripod.com](http://longislandscalemodel.tripod.com)

April 6th, 2008, MosquitoCon – Looking to split the ride cost of a room? Contact Howie at Hab69@aol.com or call (631)849-2118

April 10-12th, 2008, AMPS 2008, Auburn, IN. Looking to split the ride cost of a room? Contact Howie at Hab69@aol.com or call (631)849-2118

April 12th, 2008, Can-Amcon, IPMS Champlain Valley, Plattsburg, NY

April 22th, 2008, LISMS Meeting – Super slide show of RepLIcon, AMPS NorEastcon shows.

April 25th and 26th, Noreastcon, By IPMS North East New York at the Schoharie Holiday Inn Express, exit 23 off I-88 Schoharie, NY, www.aloder.freeyellow.com. – Looking to split the cost of a room? Contact Howie at hab69@aol.com or (631)849-2118.

May 27th, 2008, LISMS Meeting TBA

June 24th, 2008, LISMS Meeting TBA, Club Contest

July 22nd, 2008, LISMS Meeting TBA

August 6th – 9th, 2008 IPMS Nationals, VA Beach, VA. Looking to split the cost of a room? Contact Howie at hab69@aol.com or (631 849-2118).

November 2007 Contest Results

ARMOR	AR-S Smaller than 1:48 – Advanced		
	1 st Place	Howie Belkin	1:72 Halftrack
	AR-L 1:48 and larger		
	1 st Place	Joe Yeager	1:35 Panzer IV Wirblewind
	2 nd Place	Roger Carrano	1:35 M113A2 APC
AUTOMOTIVE	A-I larger than 1:43		
	1 st Place	Rich Caserma	1:25 Ford Three Window coupe
AIRCRAFT	AC#1 1:72 and smaller – Intermediate		
	1 st Place	Duane York	Boeing 367-80
	2 nd Place	Sal Picataggio	Henschel Hs 123
	3 rd Place	Howie Belkin	Ju 87 'Stuka'

AC#2A 1:48 – Intermediate	1 st Place	George Schuchman	P-51D Mustang
AC#2B 1:48 – Advanced	1 st Place	John Buongiorno	P-47D
	2 nd Place	Freddie Seitz	P-40K
AC#3 Larger than 1:48 (1:32) Advanced	1 st Place	John Buongiorno	Albatross DIII
AC#4 Vacuforms and conversions	1 st Place	Ray O'Neill	Aichi H9A1 (Scratch built)
FIGURES	F All types and Scales		
	1 st Place	Bernie Vogelmann	Austrian Lancer
SPECIAL THEME AWARD (It's not my kind of model)		Jim Boulukos	Guillotine

Finances as of 3/31/2007

		LISMS Club	RepLlcon	Total
Receipts	Dues	926		926
	Newsletter Ads	212		212
	Repl. Vendors		2186	2186
	Repl. Admissions		2443	2143
	Repl. Raffle		135	135
	Trophy Pacs		140	140
	Bank Interest	22		22
	Coffee Income	186		186
	Vendor Ads & Book Sales	<u>84</u>	<u> </u>	<u>84</u>
	Total Receipts	1430	4904	6334
Disbursements	Newsletter	449		449
	Coffee +	209		209
	Iraq Postage	92		92
	Trophy Pac + awards	185		185
	IPMS Dues & Fees	111		111
	Xmas Party	350		350
	Raffle Prizes	99		99
	Bank fees	172		172
	Supplies	66		66
	Misc.	53		53
RepLlcon	Hall Rental		1500	1500
	Trophies & Awards		1134	1134
	Printing & Photos		150	150
	Misc.		20	20
	Banners		148	148
	Supplies		<u>326</u>	<u>326</u>
	Total Disbursements	1791	3278	5069
Net Income (Loss)		(361)	1626	1265

Nominations For Club Office:

Nominations have begun. So far, all incumbents are staying on except for new Presidential nominee and Cor. Secretary:

President: Bob DeMaio

Cor. Secretary: John Musolino

Asked to continue: Newsletter Editor: Steve Muth with webmaster John Musolino. Appointed Trustee and RepLlcon Show Chairman: Howie Belkin.

Nominations will again be accepted in February and finally the March meeting before the vote.

SUPPORT YOUR LOCAL HOBBY SHOP

The following Hobby Shops have supported us and are supporting us by paying for ad space here and on our web. Some have also donated raffle prizes for our meetings and our annual RepLIcon. **We owe it to them to patronize their store** even if we could buy the item for a slightly lower price mail order or on the web. And don't forget to mention that you are a member of the LISMS and appreciate his or her support. Everybody likes a thank you.



Visit the supporting Hobby Shop nearest you if you want to have a Hobby Shop near you.

VINTAGE TOYS & MODEL KITS
AUTOMOBILIA & AUTO LITERATURE







GET IT ON PAPER

185 MAPLE STREET, ISLIP, NEW YORK 11751
GARY WEICKART, PRESIDENT (631) 581-3897
OPEN EVERY SATURDAY NOON TO 5
MODEL KITS WANTED!



**GOLD COAST
HOBBY**

8 Railroad Avenue
Glen Head, N.Y. 11545
516-759-4094
Fax 516-759-4041
www.GoldCoastHobby.com
CHARLES GONDER



**ALSAND'S
TOY SOLDIERS PLUS**
*Collectibles, Action Figures
Miniature Toy Soldiers, Models, Etc.*

848 Long Island Avenue
Deer Park, NY 11729
Alan & Sandy

Tel # (631) 254-2650
Fax # (631) 980-3592
Email: Alsand@aol.com
www.alsandmdseco.com

MEN-AT-ARMS HOBBIES
Excellent selection of lead miniatures—
historical and fantasy. Plastic models,
wargames & modeling supplies.
Books and magazines.
**134 Middle Country Road
Middle Island
631 924-0583**

Closed Mondays


250 Little East Neck Rd.
West Babylon, NY 11704
phone/fax:
631 376-~~0000~~
dmzl@juno.com

Baseline Models Inc. *2060*
MILITARY MODEL SPECIALIST
old and new kits bought and sold



RETAIL STORE AND
MAIL ORDERS

(631) 737-3157




HURRICANE HOBBIES
For All Your Hobby Needs

R/C Car Model
Specialists

2425 Middle Country Rd.
Centereach, NY 11720

THE MARX-MAN



John Stengel
Proprietor

72-50 66th Street
Glendale, N.Y. 11385

Phone: (718) 418-9439
Fax: (718) 418-0141
E-mail: The Marx-Man@nyc.rr.com

We carry an array of Toy Soldiers in
Plastic and Metal from HO(1/72) to
54MM/60MM. Die Cast vehicles and
Dragon Action Figures.

EXTRA WEB PAGES

In The Box Kit Review

Me 262B-1a/U1 Night Fighter, 1/32, Trumpeter # 002237, ~\$87, by Steve Muth



Messerschmitt

Me 262 B-1a/U1

梅塞斯密特

Me 262 B-1a/U1



TRUMPETER

1:32

SCALE

ITEM NO.:02237

Pricey? Yes. Worth it? Yes. This kit will blow you away. I have a soft spot in my head for this particular aircraft and have been waiting for it ever since it showed up in the coming releases section of several model magazines. I just got it from Gold Coast Hobbies and I couldn't be happier with the quality of this kit. I can't find any flash, the recessed paneling is just right, there are parts galore for everything you can think of – inside and out. I can't say anything about the fit because I haven't built it yet or seen any reviews in the modeling press yet. It is odd to me that they came out with this variant as only five were built and only four were documented (and captured by the British).

You get six gray plastic sprues, another box with four clear sprues (canopy, etc) including clear engine halves so you can display the engines, rubber tires (they will have to go), a set of metal landing gear struts and a P.E. fret. The engines are a kit unto themselves – over 40 parts per engine. There is a decal sheet for two aircraft, Red 10 and Red 11 and a color three view sheet for them. The decal registration is good and the sheet commendably complete with stencils and wing walk designation stripes. I could quibble that the mottle on the artwork is not dense enough or the right colors but that could be considered open to interpretation. All control surfaces are separate as are the leading edge slats. The gun bays are open and complete and the hatch on the fuselage is open. There is full internal ribbing and equipment including the internal fuel tanks, pressure bottles, etc. There is full wheel well and cockpit tub bottom detail. Maybe they are planning a clear version?

The instructions (20 pages) are of the exploded view type with Japanese and English part names and colors called out. And therein lays my only niggling complaint. The colors called out have many errors and many areas do not have a color call out when there should be. To mention just a few – the gun bay colors are not called out (The bulkheads should be natural aluminum), the electrical

boxes on the firewall are called out as red (they are black with white decals), The shell ejection and feed chute colors are not given – they were probably RLM 02, the landing gear struts are called out RLM 02 when they should be dull black, ditto the landing gear doors. It goes on and on. It just seems to me that when I pay this kind of price they should have done their homework better. After all, There is an example with original interior colors in the South African National War Museum (Which is where, I am sure, they got all there airframe information).

All in all, though, an excellent kit. I can live with the color failings as I have more than enough reference material to get it mostly right and not everyone is into interior colors. (Maybe I'll write an article on the interior colors of the Red 8 Me 262B-1a/U1)

Might there be a Me 262B-1a trainer in the works too? Ahh so, Mr. Moto. Only minor changes to decals, cockpits, instructions and box art would be required.



**The Long Island Scale Model Society
C/O Steve Muth
70 The Promenade
Glen Head, NY 11545**

TO:

**Our February meeting will be Tues February 26th
at 8:00PM at the Yours Ours Mine Community Ctr,
152 Center Ln, Levittown, NY 11756.**

**Coming from Wantagh Parkway on Hempstead
Tpke it's the next right after Shelter La (the street the
library's on), or coming from the East it's the left
before the left for Shelter La. It is about 1/2 mile south
of Hempstead Tpke.**

Bring a model for show and tell!