



THE LONG ISLAND SCALE MODEL SOCIETY

NEWSLETTER

VOLUME 15 NUMBER 9

September 2008

Executive Board

President:	Robert DeMaio	(631)981-8201	taurleo@optonline.net
Vice President:	Henning Seidel		hseidel@optonline.net
Corresponding Secty:	John Musolino	(516)713-6388	lisms@juno.com
Recording Secty:	Howie Belkin	(631)849-2118	hab@aol.com
Treasurer:	Bernie Vogelman	(516)826-6570	grandsevens@verizon.com
Editor:	Steve Muth	(561)671-9456	sgmuth@optonline.net
Contest Chairman	Fred Seitz	(631)581-1990	seitzfjs3@gmail.com
Contest Co-Chairman	Richie Marotta	(631)207-1979	richardmarotta@optonline.net
Website	John Musolino	(516)713-6388	lisms@juno.com

The **Newsletter** is published monthly by the LISMS.
Mailing Address is 70 The Promenade, Glen Head, NY 11545
The Long Island Scale Model Society is an IPMS chartered organization.
LISMS Web site: <http://www.lisms.org>

The Prez Sez

I am pleased to announce that I successfully brain washed Howie to become the Recording Secretary, that has been empty for a few months. Thanks Howie. Help is always appreciated.

How about that curve ball I threw at you modelers last meeting? It wasn't intentional, but Rob asked me when I arrived at the meeting place if he should do the wash demo. He carried his box and lamp the month before as well. I told him I should learn to do the laundry at my age. LOL! Little humor there guys. I was ready to go with the National pictures but we just didn't have time. Rob did a fantastic job in his demo and I observed that many of us were impressed. We could read how techniques are used in magazines, but watching someone do it is better. Thanks Rob. Our next meeting will be a Quarterly Contest. Bring in your new kit builds! November is around the corner for this year's World Series Contest.

We are preparing the Cradle of Aviation Make-n-Take for October 4th. I am waiting to here from Tom at the Museum to setup final arrangements. I will have a sign-up sheet at the meeting for those who want to be involved in showing our MnTer's how to put a model together. Last I heard from Tom, he had 25 sign-ups for it. We are going to cap it there if all if the kids show.

The 40 foot wall at the Cradle of Aviation Museum in the Aurora Gallery room given us to setup about a 100 model display will take place when they finish installing the shelves. Let's make it impressive and show off our work! I'm waiting to hear from Tom on this as well. We also should be finalizing the Midway display that will go in our case at the Cradle Museum. Matt will decorate it with his talents, and make name tags for each model. I will have lists for all to view at the meeting. You may receive an e-mail with an attachment to verify what you will display in the museum. Just don't put any models in there that you want to enter in any contests the next 4 months. Are we a busy club or what?

Happy model building! Bob

IA 58 Pucara Photos Part 1 by Steve Muth

The IA 58 is a two seat, twin turboprop, counter-insurgency, light attack aircraft built by Fabrica Militar de Aviones (FMA) of Argentina. The program started in 1966 and the first prototype flew in August of 1969. About 100 were built for the Argentine military and more for export orders to Columbia, Muritania, Uruguay, and Sri Lanka. Aside from a few skirmishes with her neighbors, the Pucara was used in the Falklands conflict with Great Britain who captured several. In 1977 and 1993 I had the opportunity to photograph IA.58s at The Paris Air Show, Duxford RAF Museum and Yeovilton Fleet Air Arm Museum. Inset photo taken at the Paris air show.




Weights and measures are:

Span	47.56 ft
Length	46.26 ft
Height	17.59ft
Empty Weight	8,488 lb
Max T. O. Weight	14,330 lb
Max Speed @ 3000 m	323 mph
Climb Rate	3,543 ft/min
Service Ceiling	27,165 ft
Range	870 miles




The June 2007 Model Aircraft Monthly has a 20 page feature on the Pucara, including a history of the type, many color profiles, and build ups of a 1/72 and 1/48 kit. January 1991 Scale Models international also has a 5 page feature with good three views and some detail photos.

These photos were taken at Duxford RAF Museum and Yeovilton Fleet Air Arm Museum in 1993 and are in original condition as captured in the Falklands.



Book Review by Steve Muth

Ali D'Italia Speciale #26 "Idrocorsa Macchi – Macchi Seaplane Racers" by G. Apostolo con G. Cattaneo, 2007, La Bancarella Aeronautica – Turino, ~\$90.00



If you have any interest in the Schneider Cup racers in general or the Italian Seaplane racers in particular this is the book for you. Although pricey for a soft cover book it is well worth it. Covered in this book are the M.33, M.39, M.52, M.67 and the superlative twin engined MC.72 shown on the cover.


Each aircraft is covered with many photos, good five view line drawings, great color profiles and cutaway side views. There is a color photograph of the M.39 cockpit and a color drawing of the MC.72 cockpit. There is particular emphasis on the MC.72 which includes line drawings of the fuselage and floats with cross sections.

If you recall the MC.72 set the world speed record for seaplanes and land planes on October 23rd, 1934. That record, for seaplanes, set at 440.73 mph still stands today. The text is in both Italian and English, which follow side by side. The captions, also, are in both Italian and English. There are 127 photographs, 23 line drawings, 21 full color

illustrations including the five view drawings of the MC.72. Both the line drawings and color drawings are superb.

It is a shame these sleek and elegant racers are not covered better by the kit Manufacturers. In 1/48, the author is only aware of the ancient SMER kit which left much to be desired as far as accuracy and quality is concerned. Until recently they were available from Squadron for \$6 to \$7.

Highly recommended if you are into racers.



Retro Modeling by Gary Weikert

1/48 Aurora Piasecki H-21 "Work Horse"



When I was younger, the beginning of September was an exciting time. The first day of school was at hand. Fall was approaching and with it more hobby time available as the days grew shorter.

While the opening day of class was always eventful when I was in elementary school, it was occasionally even more exciting when I got home. For my mother would often have a small surprise waiting for me in the afternoon. So it was in September of 1959.

Upon coming home that year I discovered a new model kit on my small desk. It was the Aurora Piasecki "Work Horse" helicopter. What a great gift for a new third grader! Never one to waste time when it came to kits, I proceeded to start in right away; and twenty minutes later, had another "masterpiece" to put on the shelf. Of course. With such a rapid building time the glued landing gear had no time to set, so they quickly splayed outward letting the copter rest on its belly. But I still enjoyed it and even today I remember it well.

One of the small pleasures of my adult life is re-acquiring and building model kits I once had as a boy. So when I purchased a small collection of kits last year, I was very pleased to see that old Aurora "Work Horse" helicopter in the lot. It was complete with only the sliding side door glued to the main body so I decided to finish it just like I had done so many years before. For nostalgic effect, I began painting and assembly on the first day of school last September. For those who know me, I drive a school bus so I always have a first day of school every year.

I did only a small amount of trim painting but left most of the glossy silver plastic so common to Aurora. I coated the decals with clear enamel before application and they went on remarkably well. Even though 49 years have passed since building my first Aurora helicopter, I "waited for the glue to dry before starting the next step". I'm happy to report that my new/old recreation sits just right on its landing gear. Happy modeling! Go build something.

CD Review

Toadman's LVT(4) Walkaround CD, \$5.99 + \$2.00 S&H

This is not really a review, but rather just a notice of a source of walkaround CDs. The information was in a press release picked up by TMMI magazine in 2005. According to TMMI, There is a CD for modeling Italeri's 1:35 LVT(4) and contains 125 photographs of an apparently unmolested LVT(4) inside and out including view into the driving compartment. They can be downloaded and printed on your color printer. Toadman also has CDs on the M551 Sheridan, the M4A3(76)HVSS and the M4A2(76)HVSS Sherman.

Go to www.toadmanstankpictures.com.

A Thank you

A big “thank you” to the estate of Fred Mahnken for the generous donation of the magazines and periodicals that were given out at the August meeting. They were greatly appreciated and will be enjoyed for years to come.

Calendar

September 23rd, 2008, LISMS Meeting, Quarterly Club Contest.

September 27th, 2008, AMPS EAST 2008, Sheraton Danbury Hotel, 18 Old Ridge Rd., Danbury, CT, “Heavy Metal” show theme, raffles, 80 Vendor tables, Research & Modeling seminars, Free Make-n-take, special juniors program and more. Howie claims there will be an “open turret” at the museum there. For complete up-to-date info go to <http://www.ampseast.org> or call Bill Schmitt at (203)735-9014 or John Gazzola at (860)617-1413.

October 19th, 2008, GraniteCon, by the IPMS Granite State, Nashua, New Hampshire.

October 18th, 2008, MarauderCon Scale Model Show, by the Baltimore IPMS and Washington DC chapters, at the National Guard Armory on York Road and I-695. Contact at web site www.ipmsdc.org/maraudercon/.

October 25 or 26th, 2008, HVHMG 2008, by IPMS Mid Hudson, at the Elks Lodge of Poughkeepsie, NY. Contact Doc Wiseman at (945)567-0476 or e-mail him at docf225@msn.com or go to web sit at www.hvhmg.com

October 28th, 2008, LISMS Meeting, TBA

November 8th, 2008, LIARS Model Car Challenge at the Freeport Recreation Center, 130 East Merrick Rd. Freeport, NY, For more info contact Rich Argus at (516)884-2270 or e-mail him r.argus@juno.com or visit web site at <http://members.aol.com/liars>.

November 25th, 2008, LISMS Meeting, Last Quarterly Club Contest of the year.

From Howie Belkin

Anyone interested in Italian vehicles, a/c, and figures, WW1 to WW2 should visit www.crielmodel.it

Give Me A Solution or Dissolution!! Common Sense by Howie Belkin

Hi y'all – I bet you were thinking you wouldn't have to read my drivel again, and would get away with Bob's 10 minutes or less, won't repeat himself campaign promise. Well, you know what they say about campaign promises!! Anyway, there's a couple of things of club business that should be addressed. As you might have noted, your current officers, and most previous ones, were elected unopposed. They all are good guys and I wish I could say that's why they were elected unopposed, but the fact is they were elected unopposed because none of you volunteered to serve. You might have also noted when we handed out the updated By Laws a couple of months ago, that there was no clause spelling out “what if we had an election and nobody ran.” Seriously! So I am hereby proposing a couple of amendments to be voted on at our meeting.

I propose that we change

12. A member of the board of officers may be removed from the board by recommendation of a majority of a quorum of the board and referred to the general membership for their deciding vote, by a secret ballot. Cause for removal will be: failure to execute the duties assigned him and/or conduct prejudicial to the good order and aim of the society. The case against the officer must be published in the newsletter prior to any vote by the membership and the officer must be allotted space in the newsletter to present his case. Both parties should hold such space to reasonable levels.

which was written BC (before computers), so that if this should happen, notice in writing could be distributed via email or other means available rather than in our newsletter which is seen by non-members, trade people, etc. I suggest we change it by adding the line in blue:

12. A member of the board of officers may be removed from the board by recommendation of a majority of a quorum of the board and referred to the general membership for their deciding vote, by a secret ballot. Cause for removal will be: failure to execute the duties assigned him and/or conduct prejudicial to the good order and aim of the society. The case against the officer *must be stated in writing and distributed to the membership, prior to any vote by the membership and the officer must be allotted space to present his case.* Both parties should hold such space to reasonable levels.

We also need to define when LISMS is defunct and must be disbanded. I believe that when the apathy level maxes out, then we should disband the club, and divvy up the assets. If anybody then wishes to restart a new club under a new name, that's just fine. *Therefore, I propose*

Amendment #1 for consideration:

LISMS shall be considered defunct when total membership has dropped below 20 active members and only three or less members (out of 5 required) are willing to run for office

and/or regardless of how many active members remain, that one or more officer's position(s) remains open for more than six months.

Any member can bring to the attention of the membership that LISMS faces disbandment and ask for nominations or volunteers

Amendment #2 for consideration:

Upon dissolution of LISMS, remaining members can meet or not meet, when, where or however they wish but cannot use the name LISMS.

In addition, the remaining LISMS bank account(s) shall be closed and the treasury shall pay any outstanding debts, and then be divided in thirds as follows:

2/3rds shall be divided equally amongst the last remaining LISMS members...

1/3rd shall be divided equally and donated amongst LI's two Air Museums upon agreement to maintain model displays taking care of LISMS members models in their possession or return of said models to members who want their models returned to them.

Please be prepared to discuss these amendments and changes at the meeting. - ed

Mini Kit Review by Steve Muth

1/48 Hughes H-1B Short Wing Version, Planet Models, #165, ~50.00



This kit is the same as the kit I reviewed a few months ago in the long wing version except for a new shorter wing. It is a typical short run kit with large sprue gates, good moldings but with some flash, panel lines are petite, the engine is a kit in itself, 25 parts plus 2 canopies, nice decals and exploded view instructions. Another nice kit of a rare aircraft I never thought I would see as a kit. Lets hope Planet continues producing esoteric kit subject for us in 1/48.

SUPPORT YOUR LOCAL HOBBY SHOP

The following Hobby Shops have supported us and are supporting us by paying for ad space here and on our web. Some have also donated raffle prizes for our meetings and our annual RepLIcon. **We owe it to them to patronize their store** even if we could buy the item for a slightly lower price mail order or on the web. And don't forget to mention that you are a member of the LISMS and appreciate his or her support. Everybody likes a thank you.

Visit the supporting Hobby Shop nearest you if you want to have a Hobby Shop near you.

Alsand's Toy Soldiers Plus, Alan & Sandy, 84 Long Island Ave., **Dear Park**, NY 11729, (631)254-2650, www.alsandmdseco.com – Collectibles, Action Figures, Miniature Toy Soldiers, Models, etc.

Baseline Model Inc., 250 Little East Neck Rd., **West Babylon**, NY 11704, (631)376-0060, Military Model Specialist, old and new kits bought and sold. Retail and Mail Orders. Closed Mondays.

Get It On Paper, Gary Weickert, 185 Maple St., **Islip**, NY 11751, (631)581-3897, open every Saturday noon to 5 PM. – Vintage Toys & Model Kits, Automobilia & auto Literature. Model kits wanted.

Gold Coast Hobby, Charles Gonder, 8 railroad Ave, **Glen Head**, NY 11545, (516)759-9094, www.GoldCoastHobby.com – Planes, Boats, Cars & Armor. A full line hobby shop dedicated to customer service.

Men-At-Arms Hobbies, James Katana, 134 Middle Country Rd.(Rt. 25), **Middle Island**, NY (631)924-0583– Excellent selection of lead miniatures-Historical and Fantasy. Plastic Models, War games & Modeling supplies. Books and Magazines.

Hurricane Hobbies, 2425 Middle Country Rd., **Centereach**, NY 11720, (631)737-3157 – For All Your Hobby Needs.

The Marx-Man, John Stengel, 72-50 66th St., **Glendale**, NY 11385, (718)418-9439 – We carry an array of toy soldiers in plastic and metal, from HO to 54 mm/60 mm. Die cast vehicles and Dragon action figures.



The Long Island Scale Model Society
C/O Steve Muth
70 The Promenade
Glen Head, NY 11545

TO:

**Our September meeting will be at on September 23rd
at 8:00PM at the Yours Ours Mine Community Ctr,
152 Center Ln, Levittown, NY 11756.**

This is a contest night!! Bring something!!

**Coming from Wantagh Parkway on Hempstead Tpke
it's the next right after Shelter La (the street the
library's on), or coming from the East it's the left
before the left for Shelter La, about 1/2 mile south of
Hempstead Tpke.**